

#### Introduction

LMG216-150X1-AR is a 15" Sunlight Readable LCD module. The module consists of a ChiMei G150X1-L03 TFT color LCD panel and a VHB (very high brightness) LED backlight. The LMG216-150X1-AR module is in a universal package with the same mechanical dimensions as some other Landmark 15" LCD modules.

At the maximum backlight power of 18 Watts, the LMG216-150X1-AR delivers a high screen brightness of 1,400 Cd/m<sup>2</sup> (nits). At this level, the display is highly readable under direct sunlight. In addition, it has an anti-reflective front polarizer that can maintain a good contrast ratio under very high ambient lighting. For applicatins in dark environments, the screen brightness can be adjusted down to less than 10 Cd/m<sup>2</sup> without flickering.

#### Characteristics (Note 1, 2)

Parameters	Typical Value	Units	Conditions
LCD Screen Luminance	1,400	Cd/m <sup>2</sup>	LCD displays the brightest white
Luminance Uniformity	20% or better		Note 3
Backlight Power Consumption	18	Watts	Excluding LED driving board losses
Screen Dimming Ratio	20:1		With LD200 LED driving board
Typical LCD Contrast Ratio	800:1		White vs. Black (measured in the dark at the normal direction)
Typical Viewing Angles			
3:00 to 9:00 direction	> ± 70	Degrees	Contrast ratio ≥ 10
6:00 to 12:00 direction	> ± 70	Degrees	Contrast ratio ≥ 10
3:00 to 9:00 direction	> ± 70	Degrees	Screen brightness ≥ 200 Cd/m <sup>2</sup>
6:00 to 12:00 direction	> ± 70	Degrees	Screen brightness ≥ 200 Cd/m <sup>2</sup>
LCD Screen Chromaticity (x, y)			
White	(0.310, 0.354)		Measured at the normal direction
Red	(0.594, 0.371)		Measured at the normal direction
Green	(0.320, 0.597)		Measured at the normal direction
Blue	(0.14, 0.110)		Measured at the normal direction
LCD Module Weight	1,000	Grams	
Display Resolution	1,024 x 768		
Operating Temperature Range	-30 to 80	°C	

Preliminary

Note 1: Please refer to the ChiMei G150X1-L03 data sheet for detailed LCD electrical specifications and general precautions.

Note 2: All data are measured at 25°C ± 2°C ambient temperature.

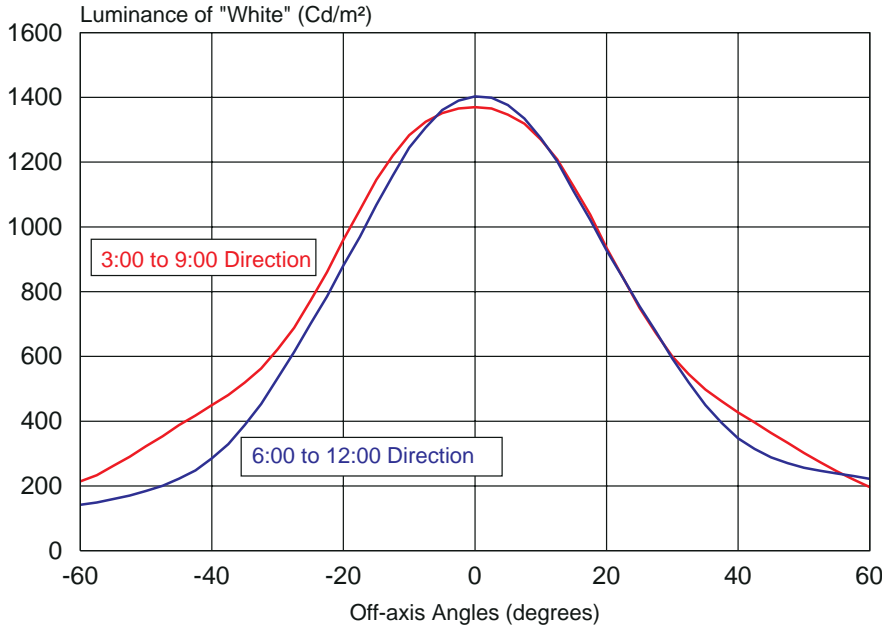
Note 3: Uniformity = (L<sub>max</sub> - L<sub>min</sub>) / (L<sub>max</sub> + L<sub>min</sub>) where L<sub>max</sub> (L<sub>min</sub>) is the maximum (minimum) luminance measured with a 10 mm diameter meter aperture over the LCD active area except for the last 10 mm area from the edges.

LCD Module Optical Performances

**Luminance & Contrast Ratio**

The typical LMG216-150X1-AR LCD module screen luminance and contrast ratio are shown in the figures below: Since the ChiMei G150X1-L03 is a normally white LCD, the screen luminance is measured with the LCD in the “Off” state (i.e. the pixels are not energized). This is the “white” state with the maximum possible luminance.

**LM216-150X1-AR Screen Luminance**  
Angular Distribution

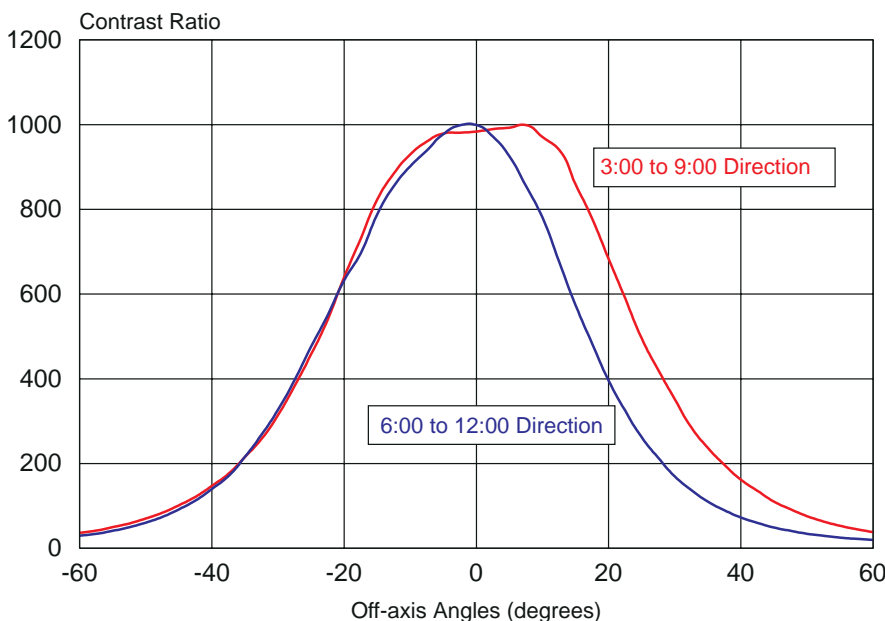


The “white” color displayed on the screen when the video signal is applied may have a slightly lower luminance. When the LCD is properly driven, the luminance of the “white” color displayed on the screen should be within 5% of the specified value.

The LMG216 LCD module has a high contrast ratio (CR) about 1,000:1 along the normal direction. This is the inherent CR measured in a dark room. As the ambient lighting level increases, the CR value drops due to reflection and glare at the front surface of the LCD.

Since this LCD module has an anti-reflective front polarizer, the display can maintain a better image contrast ratio than an LCD with the standard anti-glare front coating, especially, in very bright ambient lighting.

**LM216-150X1-AR LCD Contrast Ratio**  
Angular Distribution



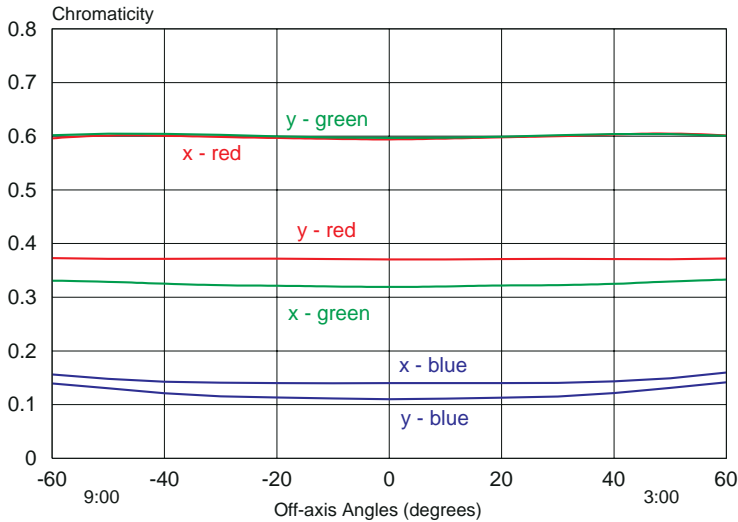
**Chromaticity**

The 1931 CIE chromaticity coordinates of the R, G, B primary colors are presented in the table on page 1. These numbers are measured from a viewing direction normal to the LCD screen.

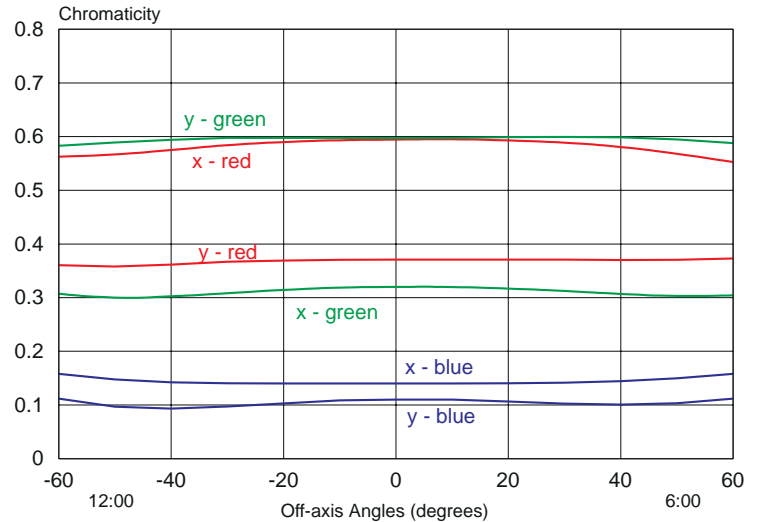
The ChiMei G150X1-L03 is a normally white TN LCD, yet it has wide viewing angles with very small color shifts. The figures on the next page present the chromaticity (x, y) data of the R, G, B primary colors as a function of the viewing angles.

Along the 3:00 to 9:00 (horizontal) directions, only the blue primary has minor chromaticity changes at large off-axis angles. Along the 6:00 to 12:00 (vertical) directions, the blue and the red primary colors have minor changes at large off-axis angles. Therefore, the image on the screen has virtually no color shifts over  $\pm 45^\circ$  viewing angles. Beyond that, some minor color shift toward the “White” is observed.

LM216-150X1-AR Color Shift along the 3:00 - 9:00 Directions  
(Positive Angles are along the 3:00 Direction)



LM216-150X1-AR Color Shift along the 6:00 - 12:00 Directions  
(Positive Angles are along the 6:00 Direction)



### LED Backlight Driving Specifications

The LCD module has a VHB backlight with two LED lamp strips. Each LED strip has 64 white LEDs that are electrically connected into 8 strings in parallel. Each string has 8 LEDs connected in series.

Each LED strip is terminated with a JST 2-pin connector, BHRS-02VS-1. The JST mating connector part number is SM02-BHSS-1-TB.

At the maximum screen brightness setting of 1,400 nits,

the driving conditions of each LED strip (with 8 strings) are,

LED strip driving voltage	26	Vdc (typ)
LED strip driving current	350	mA

Thus, the 2 LED strips in the backlight consume about 18 Watts. With Landmark's LD200A-150 LED driving board (tuned for LMG216), the total power drain from the 12V supply is 21.7 Watts.

### Thermal Management

The backlight power consumption of the LMG216-150X1-AR LCD module is approximately 18 Watts at full screen brightness. This is less than twice of the power consumption of the original ChiMei LCD. So the LCD temperature increase due to this additional backlight power is quite minor.

For outdoor display applications where the LCD may be subject to direct sunlight exposure, the LCD screen can absorb a large amount of solar heat. At the worst condition, the heating power generated from sunlight exposure can reach 70 Watts, which is nearly 4 times the LED backlight power. As a result, the LCD temperature can rise more than 40 °C, particularly if there is a cover plate in front of the LCD.

## Thermal Management (continue)

Since the ChiMei G150X1-L03 has a wide operating temperature of -30 to 80°C, in conditions with no direct sunlight exposure, thermal management may not be an issue or can be accomplished with simple cooling fans and/or heat sinks.

For outdoor applications with direct sunlight exposure, the combined heating power from the sunlight and the VHB backlight can raise the LCD temperature even beyond its 80°C maximum operating temperature. Both LED efficiency in Lumens per Watt and LED life span decrease when the ambient temperature rises beyond certain level. It is necessary to implement cooling measures to maintain the LCD temperature well below 80 °C to ensure good display performances and long backlight life span.

For outdoor applications in cold winter weather, the ambient temperature may drop to below -30°C. Therefore, the thermal management (cooling and heating) system should be designed according to the worst case conditions anticipated for the LCD to ensure sure that the LMG216 LCD with its LED backlight will operate properly.

### Backlight Life

The half brightness life of the VHB backlight in the LMG216-150X1-AR sunlight readable module is rated at 50,000 hours. The half brightness life is the number of operating hours before the backlight luminance (seen as the LCD screen brightness) drops down to 50% of its initial value.

The lifetime of an LED backlight is mainly determined by the luminous decay of the LEDs. As the temperature of the LED chip rises, the LED luminance decay accelerates. This temperature effect on the LED life is relatively small if the LCD case temperature is maintained below 50 °C.

### Caution:

The LMG216-150X1-AR is a side mount LCD module. The locations of the mounting holes and the screw size are specified in the Mechanical Dimensions Drawing on the next page. Please use four M3 screws to mount the LMG216 LCD onto the display case.

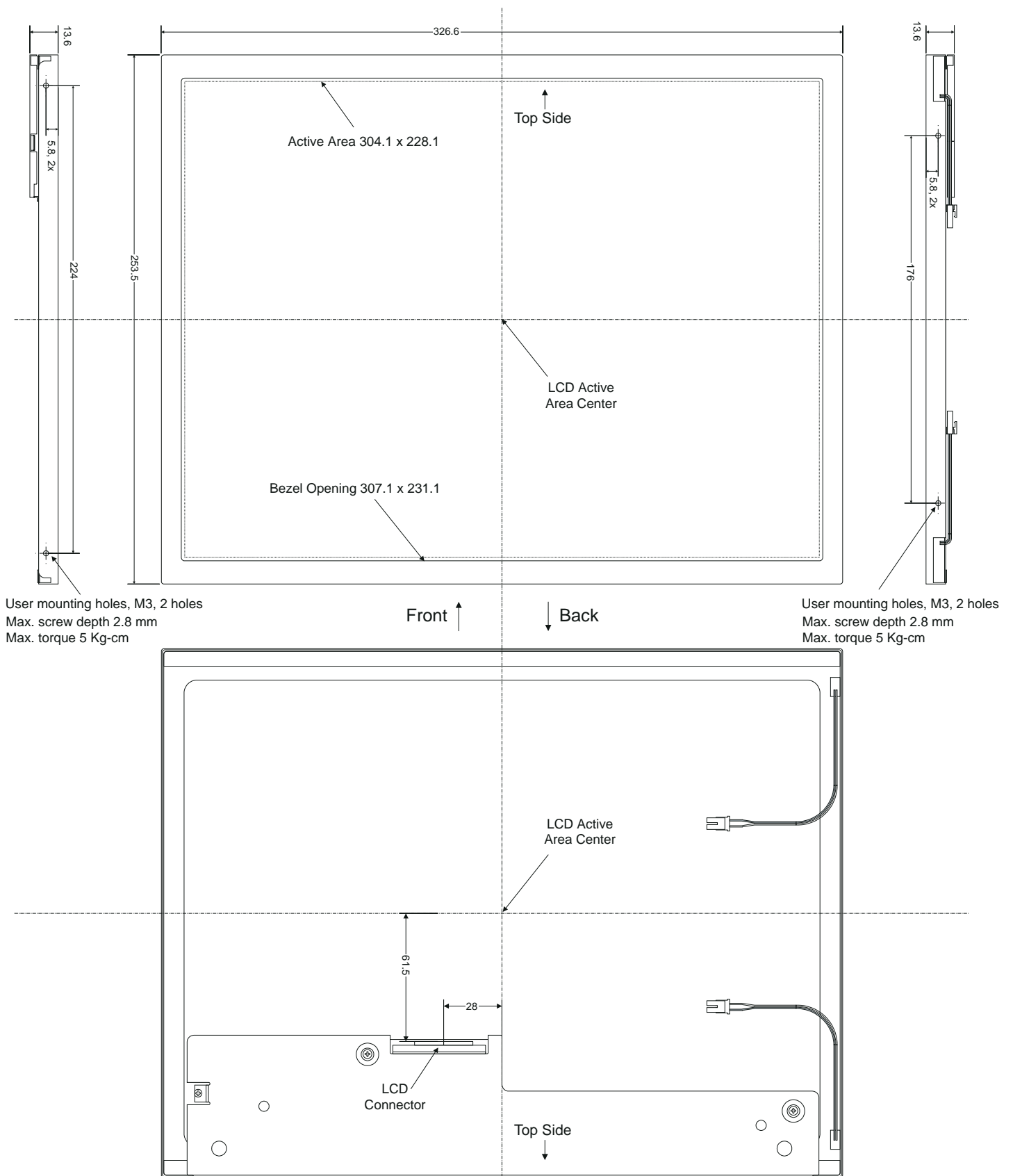
The maximum depth of the screws penetrating inside the LCD module is 2.8 mm. The maximum torque used to tighten the screws is 5 Kg-cm (4.3 lb-in). Excessive torque and longer screws can cause severe damage to the LCD module.

### Disclaimer

Landmark Technology Inc. reserves the right to make changes to this document and the product which it describes without notice. In addition, Landmark Technology Inc. shall not be liable for technical or editorial errors or omissions made herein; nor for incidental or consequential damages resulting from the furnishing, performance, and use of this product.

This product shall not be used for or in connection with equipment that requires an extremely high level of reliability, such as military and aerospace applications, telecommunication equipment, nuclear power control equipment and medical or other life support equipment. Landmark Technology Inc. takes no responsibility for damage caused by improper use of this product which does not meet the conditions for use specified in this specification sheet.

LM216-150X1-AR Mechanical Dimensions



All dimensions are in mm